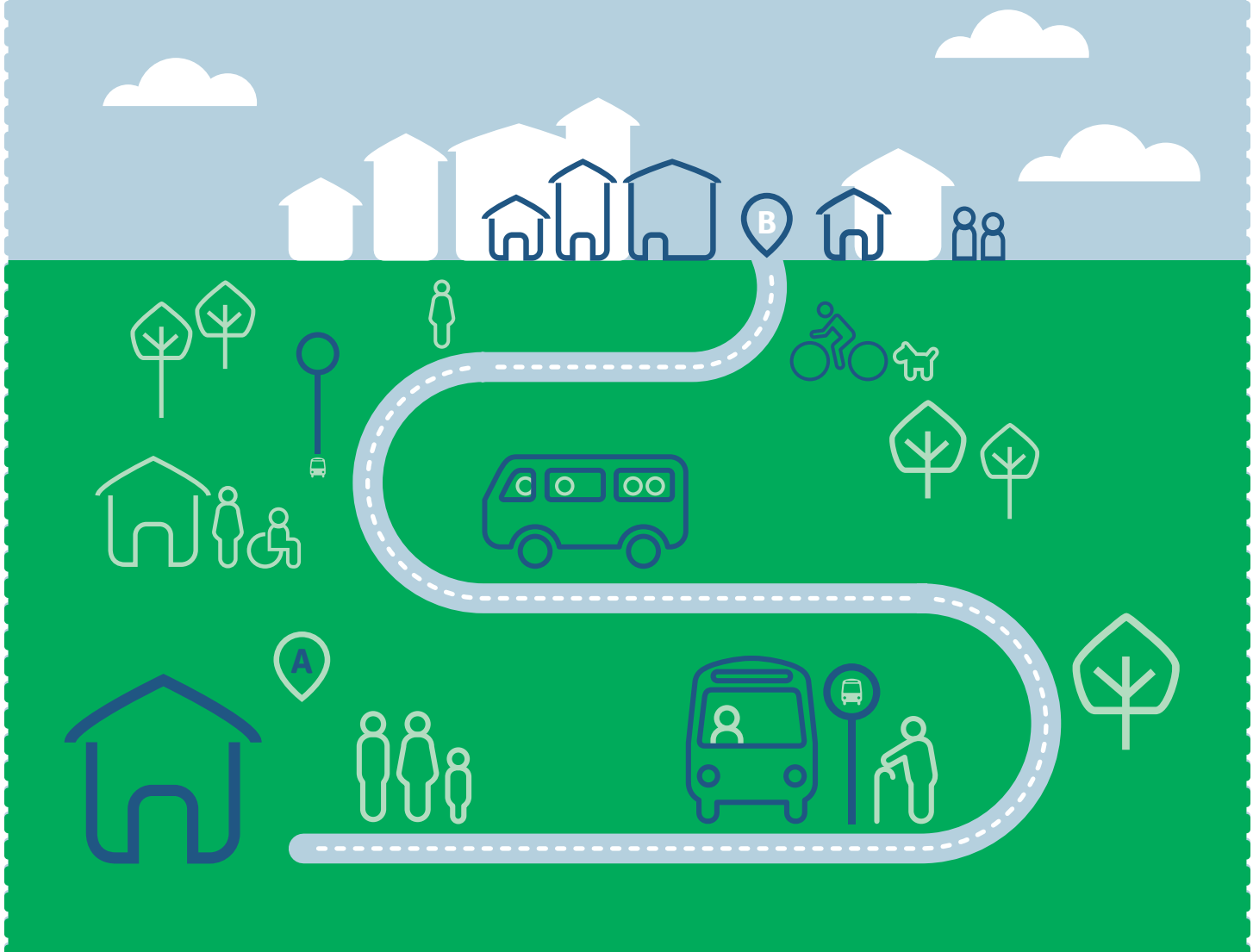




Review of Evening And Night Time Services

Pilot Initiative of the Rural Transport Programme
January to December 2019



Report prepared on behalf of the Rural Transport Programme
by the Authority's Service Planning Unit

December 2019



Review of Rural Transport funded Evening and Night Time Services as of 31st December 2019

Background

A total of 65 new evening/night time services were funded on a pilot basis in 2018.

Key characteristics of these new services included:

- 23 of these services were extensions to existing regular public transport services
- 42 of these services were demand responsive services¹
- Services were provided nationally across all 26 counties
- Services ran on average from 6pm to 11pm typically on Friday and Saturday evenings

An initial review was carried out in December 2018 covering the June to December pilot of the programme. The key finding from this review was that a six month pilot for new public transport services is too short a period within which to gauge passenger usage/trends. For many services it had taken several months for them to gain traction locally and to be trusted as reliable public transport services.

It was agreed to extend the pilot to 31st March 2019 at which time a further review of these evening services was carried out.

Based on data analysed, it was proposed that all performing evening services would continue to **31 Dec 2019 at which time a further** review of the performance of these would be undertaken by the Authority.

Throughout all of the above pilot phases, the Authority reserved the right to cease funding for services, where the evidence suggested a pattern of poor/underperformance by these services.

¹ 10 of the originally approved Demand Responsive evening services either did not commence due to local circumstances or were subsequently cancelled due to poor patronage levels

Details of 23 Services which are extensions to existing regular public transport services.

Local Link Company	Area Served
Carlow Kilkenny Wicklow	183 Glendalough - Wicklow
Cavan Monaghan	C1 Ballyhaise - Cavan C2 Ballinagh - Cavan M1 Tydavnet - Monaghan (see Footnote 2) M2 Ballybay - Monaghan (see Footnote 2)
Cork	253 Kinsale - Clonakilty
Donegal Sligo Leitrim	271 Burtonport - Letterkenny 293 Glencolmcille - Donegal Town 300 Fanad - Letterkenny 983 Kinlough - Ballyshannon 989 Carrigans - Letterkenny
Kildare South Dublin	883A Newbridge - Athy
Limerick Clare	520 Ballyorgan - Doneraile 593 Newcastle West - Glin
Longford Westmeath Roscommon	865 Granard - Longford
Louth Meath Fingal	115C Ballivor to Navan 192 Stamullen to Balbriggan 195 Ashbourne to Balbriggan
Tipperary	855 Tipperary - Cashel
Waterford	361 Ardmore - Dungarvan 363 Tallow - Dungarvan
Wexford	387 Wexford - Rosslare Harbour 388 Wellingtonbridge - Wexford

Details of 32 Demand Responsive Evening Services

Local Link Company	Area Served
Carlow Kilkenny Wicklow	Coolkenna, Shillelagh, Aughrim, Woodenbridge to Arklow and return
	Dunlavin et al to Baltinglass
	Kilmoganny to Kilkenny
Cavan Monaghan	Redhills to Cootehill
Cork	Glash, Boherbue, Cullen, Dromagh, Rathcoole
	Newmarket, Lismore, Freemount, Kanturk areas
	Rockchapel, Taur, Meelin, Newmarket
	Nadd, Lyre, Kilcorney, Rathcoole, Roskeen
Galway	Woodford to Portumna
	Headfort to Galway
Kerry	E3 Asdee & Ballylongford
	E2 Ballinskelligs to Waterville
	E5 Currow area to Currow to Castleisland and Cordal area and Castleisland
	E7 Bonane - Kenmare
Laois Offaly	Mountrath& Castletown
	Emo and surrounds
	Kinnity, Clareen, and Longford, Roscomroe, Cadamstown
Louth Meath Fingal	Ballyboughal, Naul, Oldtown-Swords
Mayo	Killala-Knockmore
	Killala and surrounding areas
	Kilmeena via Westport, Islandeady to Castlebar
Tipperary	Rural environs of Clonmel

Local Link Company	Area Served
Waterford	Rural environs of Ballyduff
Wexford	Rural Commute to Wexford
	Campile to Fethard on Sea
	Carrig on Bannow Rural Connect
	Buffers Alley Rural Connect
	Gorey Rural Connect
	Courtown Rural Night service
	Clongeen - Carrig on Bannow
	The Ballagh to Gorey
	Enniscorthy - Bunclody

Recommendation arising from Third Performance Review of Evening & Night Time Services

For the performance of the evening service extensions to existing Rural Regular transport services, please see Appendix A

For the performance of Demand Responsive evening service please see Appendix B

To summarize, all existing performing Rural Regular evening services are now mainstreamed and have been budgeted for by the Authority for delivery in 2020.²

Equally, all existing performing Demand Responsive evening services are now mainstreamed and have been budgeted for by the Authority for delivery in 2020.

As previously, the Authority reserves the right to cease funding for any of the above services, where the evidence suggests a pattern of poor/underperformance by these services.

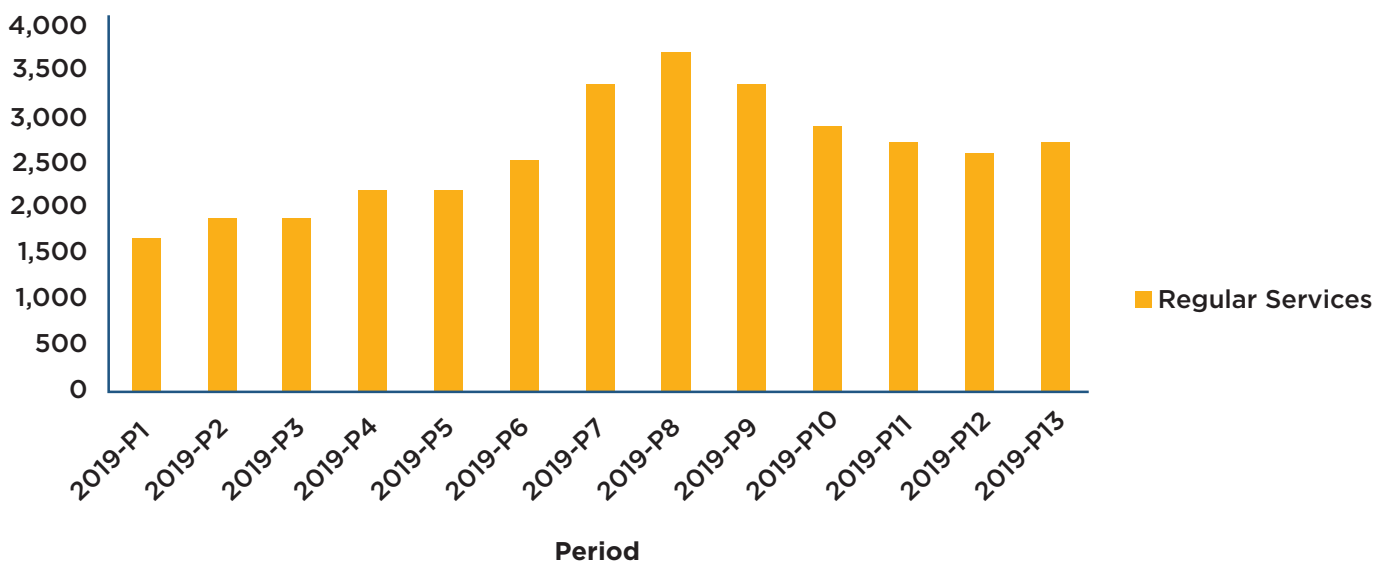
². Due to the lack of performance during the latter end of 2019, and identified needs during the core operating day, Routes M1 and M2 evening services were withdrawn on 02 January 2020 and the resources redeployed to providing day time service between Ballybay and Castleblayney and between Knockatallon and Monaghan Town.

Appendix 1: Performance of the Evening Service extensions to existing regular public transport services

Overall Summary

The chart below shows total evening patronage on regular scheduled routes for each period³ of 2019. It can be seen that evening patronage more than doubled from 1,690 passengers in the first period (January) to reach a peak of 3,709 passengers in the eighth period (July/August), then declined a little to 2,614 passengers in the twelfth period (November). This pattern could be reflective of the brighter evenings in the summer, which may encourage people to attend more activities in the evening during this time of year.

Patronage by Week



The table below lists the number and proportion of evening trips for each of the 23 evening service extensions to existing regular public transport services. In numbers, route 363 between Tallow and Dungarvan recorded the highest number of evening trips (5,126), followed by route 387 between Wexford and Rosslare Harbour (3,365) and route 883A between Newbridge and Athy (2,991). Other routes recording over 2,000 evening trips are routes 865 between Granard and Longford (2,872), 983 between Kinlough and Ballyshannon (2,830), 361 between Ardmore and Dungarvan (2,600) and 293 between Glencolmcille and Donegal Town (2,575).

Three routes recorded between 1,000 and 2,000 evening trips, seven routes recorded between 500 and 1,000 evening trips, and six routes recorded between 200 and 500 evening trips. Route 115C between Ballivor and Navan recorded the lowest number of evening trips at 215.

³ For reporting purposes, the NTA divides the year into 13 periods of 4 weeks each. This is more consistent than reporting by month, as each period consistently has 28 days, consisting of 4 weeks, i.e. 4 Mondays to Sundays, whereas months can vary. Period 1 of 2019 included the dates from 31/12/2018 to 27/01/2019, while period 13 of 2019 included the dates from 02/12/2019 to 29/12/2019.

In percentage terms, route 865 between Granard and Longford recorded the highest proportion of evening trips at 15%, followed by route 361 between Ardmore and Dungarvan at 14%, and route 183 between Glendalough and Wicklow at 12%. The route which recorded the lowest proportion of evening trips was route 253 between Kinsale and Clonakilty, at just 2%.

Route	Evening Patronage	Total Patronage	% Evening Patronage	Average Weekly Evening Patronage
363 Tallow - Dungarvan	5,126	67,319	8%	99
387 Wexford - Rosslare Harbour	3,365	34,846	10%	65
883A Newbridge - Athy	2,991	32,639	9%	58
865 Granard - Longford	2,872	19,036	15%	55
983 Kinlough - Ballyshannon	2,830	36,729	8%	54
361 Ardmore - Dungarvan	2,600	18,734	14%	50
293 Glencolmcille - Donegal Town	2,575	28,750	9%	50
C1 Ballyhaise - Cavan	1,535	36,354	4%	30
183 Glendalough - Wicklow	1,512	12,788	12%	38
388 Wellingtonbridge - Wexford	1,131	12,828	9%	22
195 Ashbourne - Balbriggan	899	21,404	4%	17
C2 Ballinagh - Cavan	840	25,399	3%	16
520 Ballyorgan - Doneraile	821*	10,169	8%*	17
989 Carrigans - Letterkenny	759	10,604	7%	15
593 Newcastle West - Glin	756*	9,011	8%*	17
300 Fanad - Letterkenny	734	9,853	7%	14
M2 Ballybay - Monaghan	540	13,769	4%	10
253 Kinsale - Clonakilty	442	21,663	2%	9
271 Burtonport - Letterkenny	388	13,028	3%	7
192 Stamullen - Balbriggan	377	14,849	3%	7
M1 Tydavnet - Monaghan	328	11,628	3%	6
855 Tipperary - Cashel	293	7,651	4%	6
115C Ballivor - Navan	215	**	**	4
All Routes with an Evening Service	33,929	469,266	7%	652

*Data for evening patronage on routes 520 and 593 is only available for periods 10 to 13. The figures above have been estimated, based on the assumption that periods 1 to 9 have the same proportion of evening passengers as the average for periods 10 to 13.

** The evening service on route 115C is not directly comparable with the daytime service, which follows a very different alignment and is operated as a Bus Éireann PSO service.

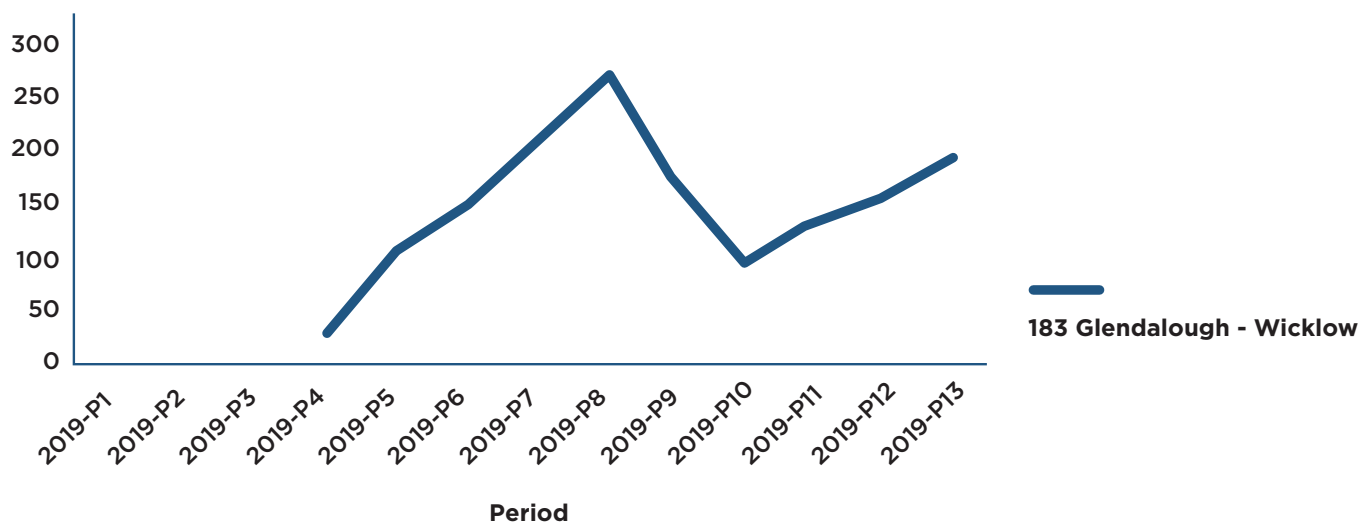
Generally, the routes with the highest proportion of evening trips, between 9% and 15%, are all town to town services between a larger town and a smaller town, which could indicate that they are being used a lot by users living in smaller towns but who are working or socialising in nearby larger towns. The routes with the lowest proportion of evening trips include the town service routes in both Cavan and Monaghan, between 3% and 4%, but also a number of town to town services too.

Some of the routes with the highest proportion of evening trips are those where the last evening services depart at 23:00 or later, including routes 865 (15%) and 183 (12%), and routes 388, 883A, and 387 (all 9-10%). Whereas in comparison, some of the routes with the lowest proportion of evening services are those where the last evening services depart at 21:00 or earlier, including routes 253 (2%), M1 (3%) and M2 (4%). This could suggest that some evening services do not operate late enough to effectively serve their purpose as an evening service.

For comparison, schedule 18 reports show that for the first half of 2019, 12% of all trips on Bus Éireann PSO trips were during the evening period of 19:00 to 23:59, while 16% of Dublin Bus PSO trips were during the evening period. A further breakdown was not available by type of service. Taking into account that many Bus Éireann and Dublin Bus PSO routes have evening services 7 days of the week, while most Local Link routes only have evening services at the weekend, some of the Local Link routes appear to be performing strongly for their evening patronage. Although there are many other Local Link routes which have a much poorer performance for evening patronage.

Carlow Kilkenny Wicklow

Carlow Kilkenny Wicklow - Evening Patronage by Period

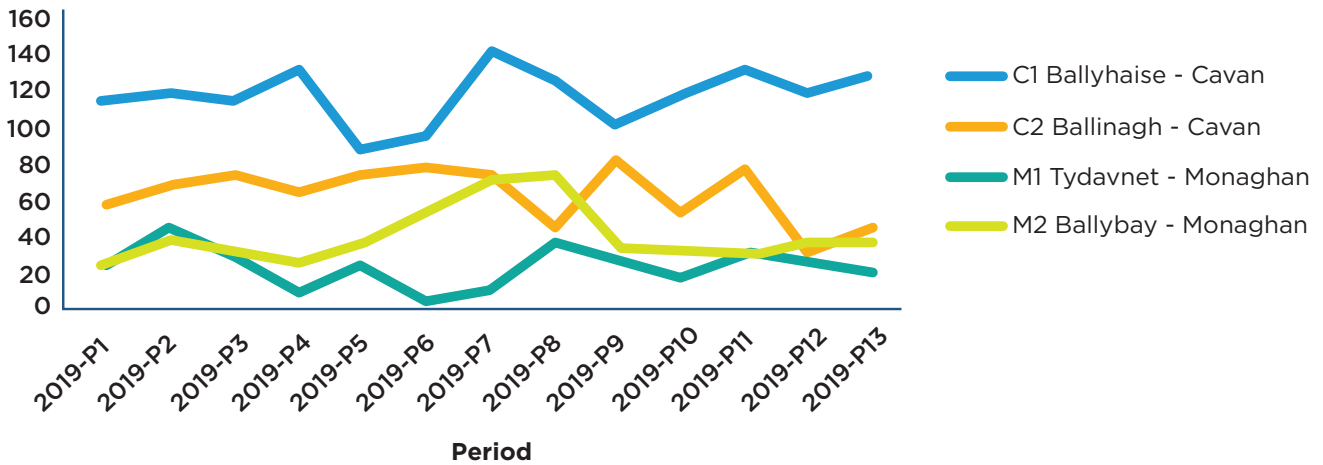


Evening as % of total patronage	P1	P2	P3	P4	P5	P6	P7	P8	P9	P10	P11	P12	P13
183 Glendalough - Wicklow				11%	11%	14%	11%	13%	9%	7%	10%	16%	19%

183 – average of 38 passengers per week using evening services.

Cavan Monaghan

Cavan Monaghan - Evening Patronage by Period



Evening as % of total patronage	P1	P2	P3	P4	P5	P6	P7	P8	P9	P10	P11	P12	P13
C1 Ballyhaise - Cavan	5%	4%	4%	5%	4%	4%	5%	4%	4%	4%	5%	4%	5%
C2 Ballinagh - Cavan	3%	4%	4%	4%	4%	4%	4%	2%	4%	3%	4%	1%	3%
M1 Tydavnet - Monaghan	3%	5%	3%	1%	4%	1%	1%	4%	4%	2%	3%	3%	3%
M2 Ballybay - Monaghan	3%	5%	4%	3%	4%	6%	6%	7%	3%	2%	3%	3%	4%

C1 - average of 30 passengers per week using evening services.

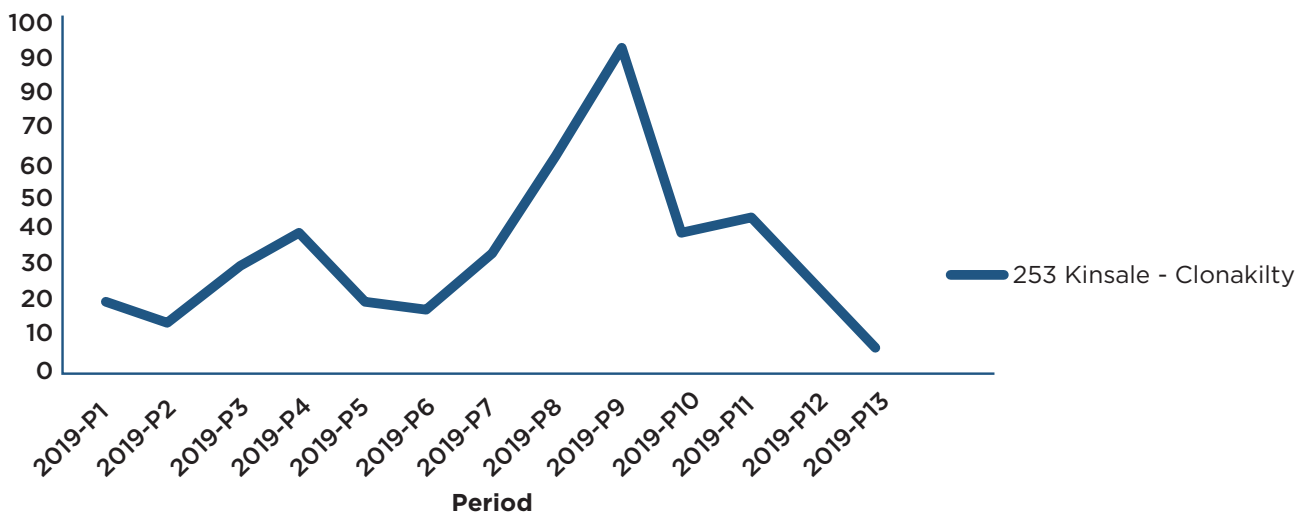
C2 - average of 16 passengers per week using evening services.

M1 - average of 6 passengers per week using evening services.

M2 - average of 10 passengers per week using evening services.

Cork

Cork - Evening Patronage by Period

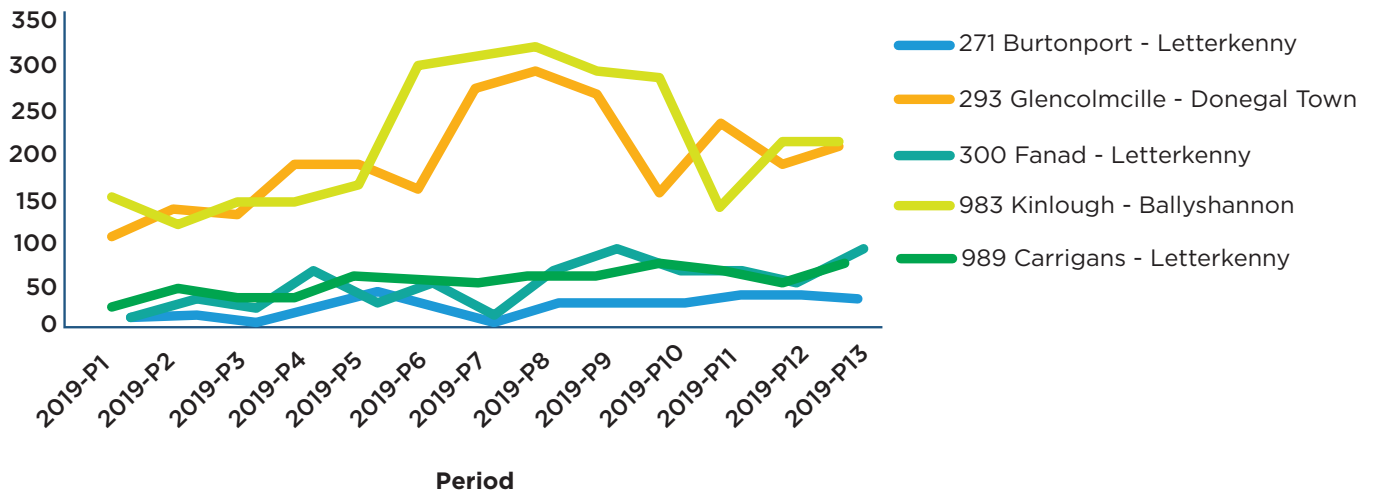


Evening as % of total patronage	P1	P2	P3	P4	P5	P6	P7	P8	P9	P10	P11	P12	P13
253 Kinsale - Clonakilty	2%	1%	2%	3%	1%	1%	2%	2%	4%	2%	3%	2%	1%

253 - average of 9 passengers per week using evening services.

Donegal Sligo Leitrim

Donegal Sligo Leitrim - Evening Patronage by Period



Evening as % of total patronage	P1	P2	P3	P4	P5	P6	P7	P8	P9	P10	P11	P12	P13
271 Burtonport - Letterkenny	2%	2%	1%	3%	6%	4%	4%	3%	4%	2%	3%	3%	4%
293 Glencolmcille - Donegal Town	8%	8%	8%	9%	10%	8%	9%	9%	10%	7%	10%	9%	10%
300 Fanad - Letterkenny	6%	8%	6%	14%	9%	11%	7%	7%	9%	5%	6%	5%	9%
983 Kinlough - Ballyshannon	7%	5%	6%	6%	6%	10%	10%	10%	9%	8%	6%	6%	8%
989 Carrigans - Letterkenny	4%	7%	5%	5%	8%	8%	7%	8%	9%	9%	7%	6%	10%

271 – average of 7 passengers per week using evening services.

293 – average of 50 passengers per week using evening services.

300 – average of 14 passengers per week using evening services.

983 – average of 54 passengers per week using evening services.

989 – average of 15 passengers per week using evening services.

Galway

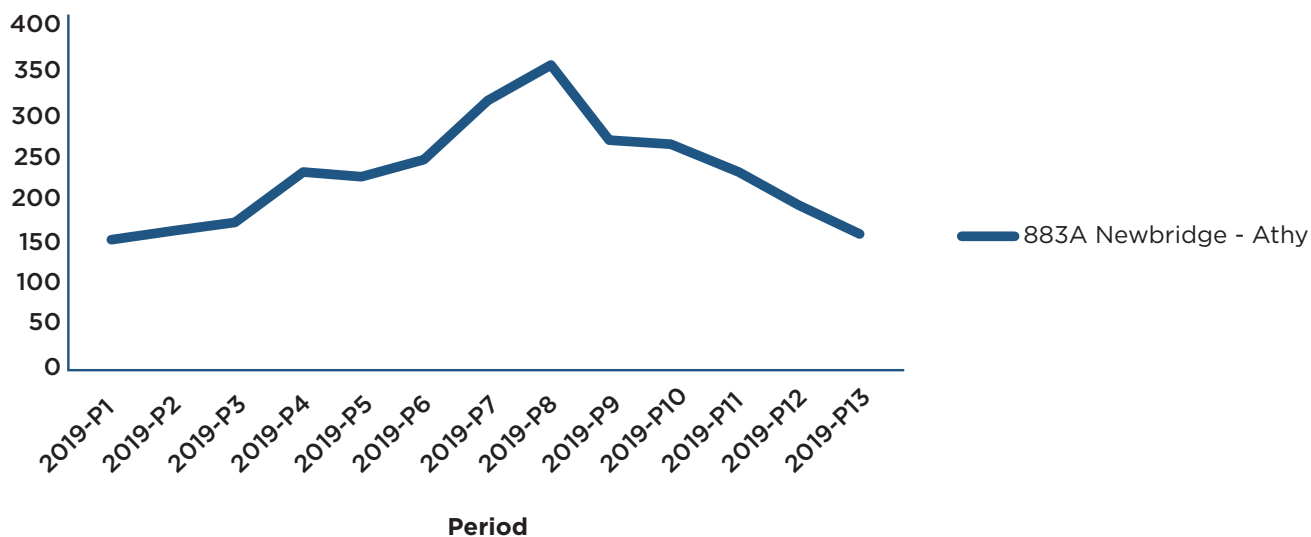
No evening service extensions to existing regular routes are provided in Galway.

Kerry

No evening service extensions to existing regular routes are provided in Kerry.

Kildare South Dublin

Kildare - Evening Patronage by Period



Evening as % of total patronage	P1	P2	P3	P4	P5	P6	P7	P8	P9	P10	P11	P12	P13
883A Newbridge - Athy	8%	8%	8%	9%	9%	10%	10%	12%	10%	10%	8%	7%	8%

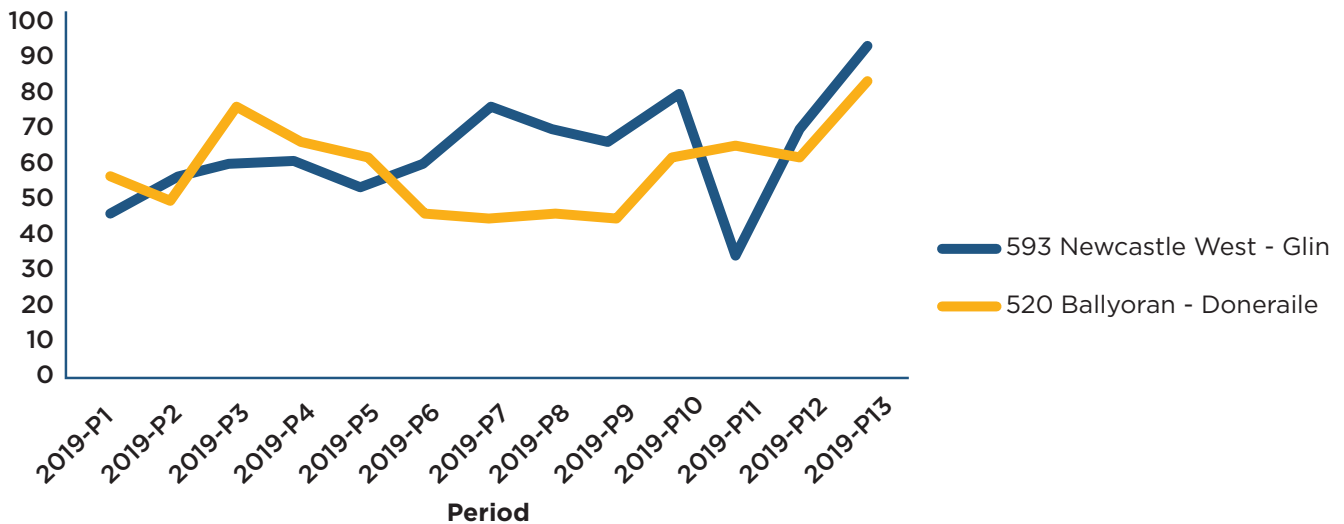
883A - average of 58 passengers per week using evening services.

Laois Offaly

No evening service extensions to existing regular routes are provided in Laois Offaly.

Limerick Clare

Limerick Clare - Evening Patronage by Period



Evening as % of total patronage	P1	P2	P3	P4	P5	P6	P7	P8	P9	P10	P11	P12	P13
520 Ballyorgan - Doneraile	8%*	8%*	8%*	8%*	8%*	8%*	8%*	8%*	8%*	9%	4%	8%	11%
593 Newcastle West - Glin	8%*	8%*	8%*	8%*	8%*	8%*	8%*	8%*	8%*	8%	8%	6%	11%

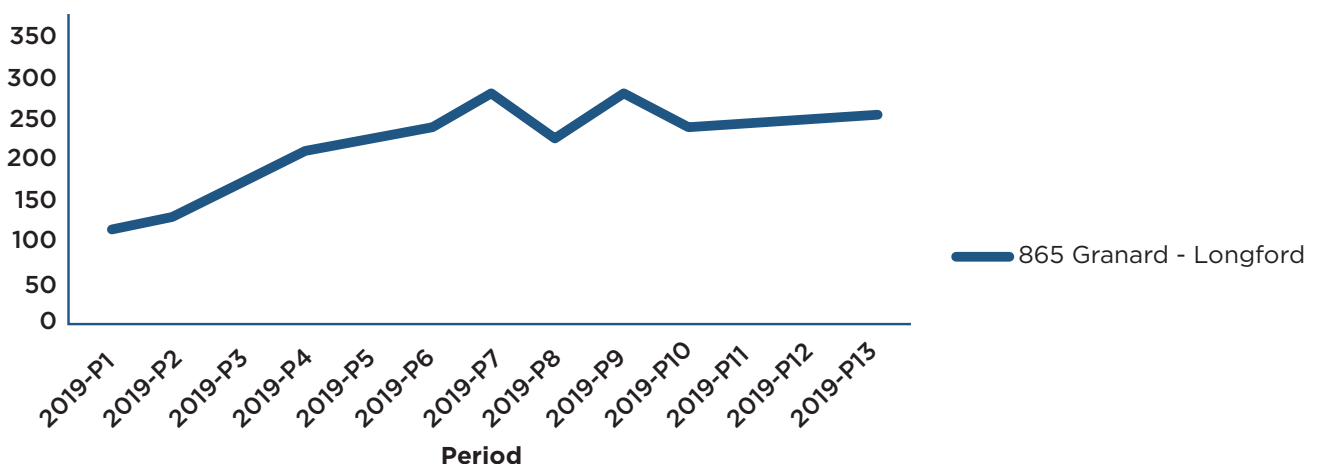
520 – average of 17 passengers per week using evening services (P10-P13 only*).

593 – average of 17 passengers per week using evening services (P10-P13 only*).

*Data for evening patronage on routes 520 and 593 is only available for periods 10 to 13. The figures provided for periods 1 to 9 have been estimated, based on the assumption that they have the same proportion of evening passengers as the average for periods 10 to 13.

Longford Westmeath Roscommon

Longford Westmeath Roscommon - Evening Patronage by Period

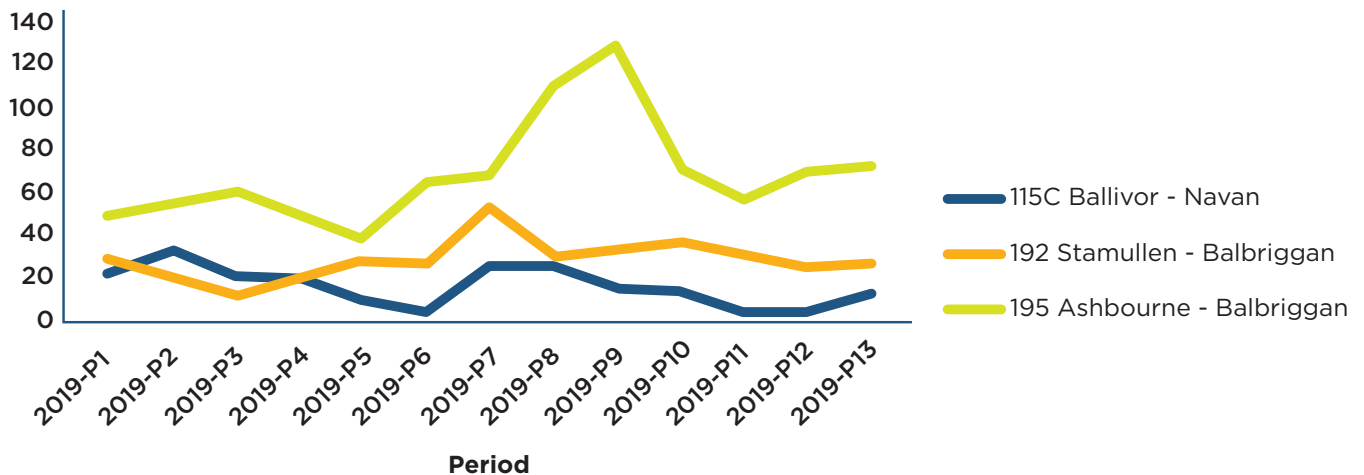


Evening as % of total patronage	P1	P2	P3	P4	P5	P6	P7	P8	P9	P10	P11	P12	P13
865 Granard - Longford	11%	11%	12%	13%	16%	17%	19%	14%	15%	18%	19%	17%	14%

865 – average of 55 passengers per week using evening services.

Louth Meath Fingal

Louth Meath Fingal - Evening Patronage by Period



Evening as % of total patronage	P1	P2	P3	P4	P5	P6	P7	P8	P9	P10	P11	P12	P13
115C Ballivor - Navan	**	**	**	**	**	**	**	**	**	**	**	**	**
192 Stamullen - Balbriggan	3%	2%	1%	2%	3%	3%	4%	2%	2%	3%	3%	2%	3%
195 Ashbourne - Balbriggan	3%	4%	4%	3%	3%	4%	4%	5%	7%	4%	4%	4%	5%

115C – average of 4 passengers per week.

192 – average of 7 passengers per week.

195 – average of 17 passengers per week.

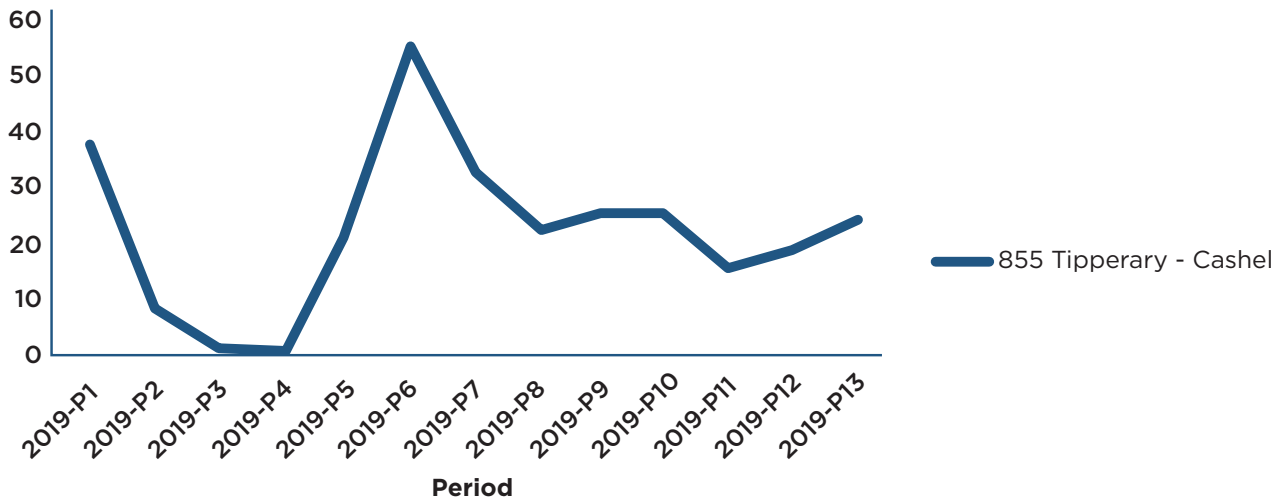
**The evening service on route 115C is not directly comparable with the daytime service, which follows a very different alignment and is operated as a Bus Éireann PSO service.

Mayo

No regular scheduled routes are provided in Mayo.

Tipperary

Tipperary - Evening Patronage by Period

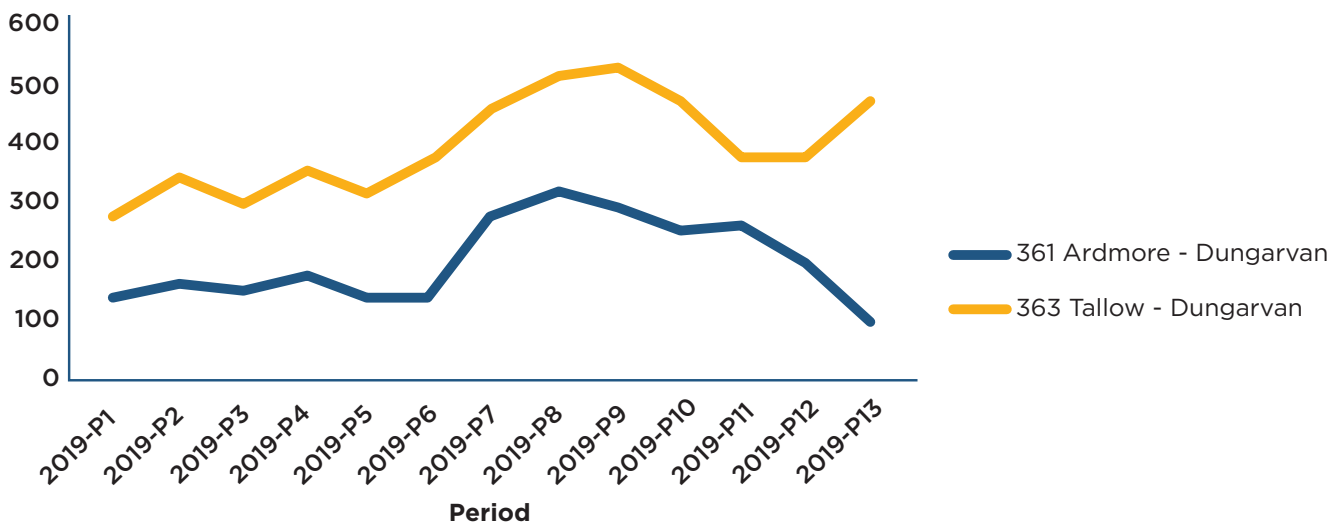


Evening as % of total patronage	P1	P2	P3	P4	P5	P6	P7	P8	P9	P10	P11	P12	P13
855 Tipperary - Cashel	7%	2%	0%	0%	4%	10%	5%	4%	4%	4%	3%	3%	4%

855 - average of 6 passengers per week using evening services.

Waterford

Waterford - Evening Patronage by Period



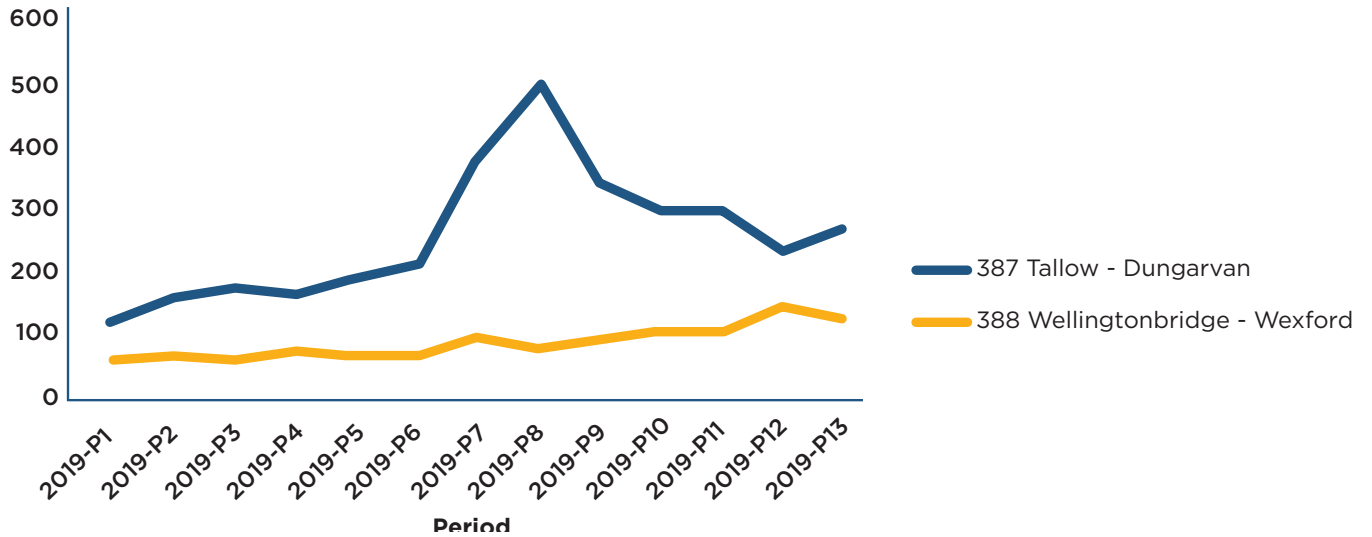
Evening as % of total patronage	P1	P2	P3	P4	P5	P6	P7	P8	P9	P10	P11	P12	P13
361 Ardmore - Dungarvan	14%	15%	14%	15%	12%	11%	14%	12%	15%	18%	17%	14%	10%
363 Tallow - Dungarvan	7%	8%	7%	7%	7%	8%	8%	8%	9%	8%	7%	7%	9%

361 - average of 50 passengers per week using evening services.

363 - average of 99 passengers per week using evening services.

Wexford

Wexford - Evening Patronage by Period



Evening as % of total patronage	P1	P2	P3	P4	P5	P6	P7	P8	P9	P10	P11	P12	P13
387 Wexford - Rosslare Harbour	8%	8%	9%	8%	10%	10%	11%	12%	10%	10%	10%	8%	10%
388 Wellingtonbridge - Wexford	11%	11%	9%	10%	10%	9%	12%	11%	10%	7%	7%	8%	8%

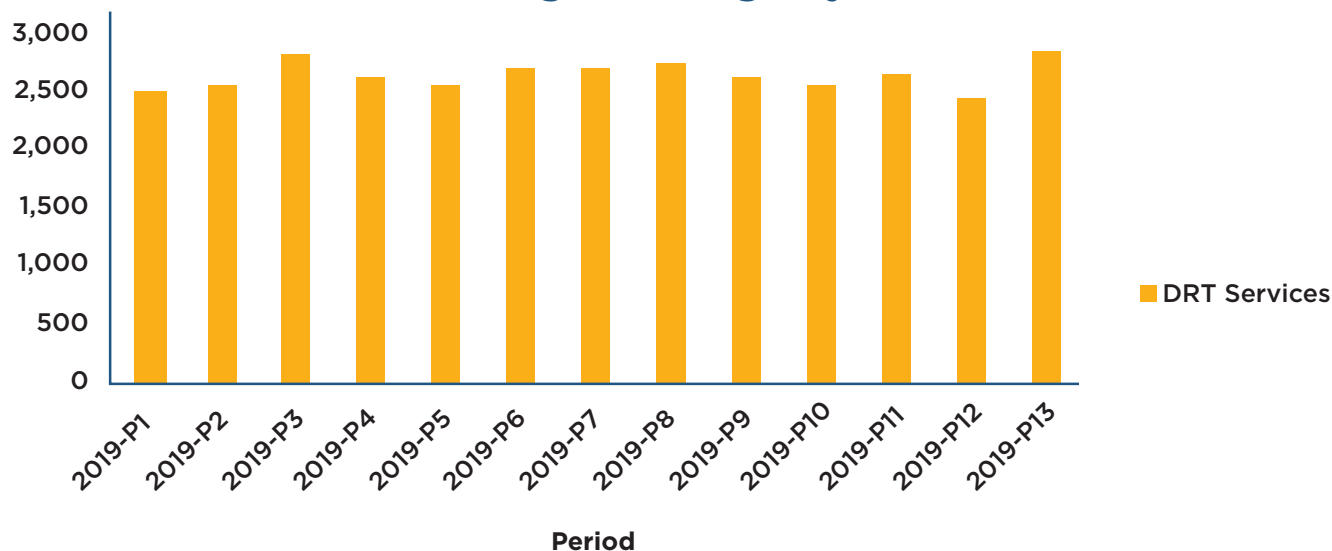
387 - average of 65 passengers per week using evening services.

388 - average of 22 passengers per week using evening services.

Appendix B: Review of Demand Responsive Evening and Night Time Services.

Overall Summary

Evening Patronage by Period

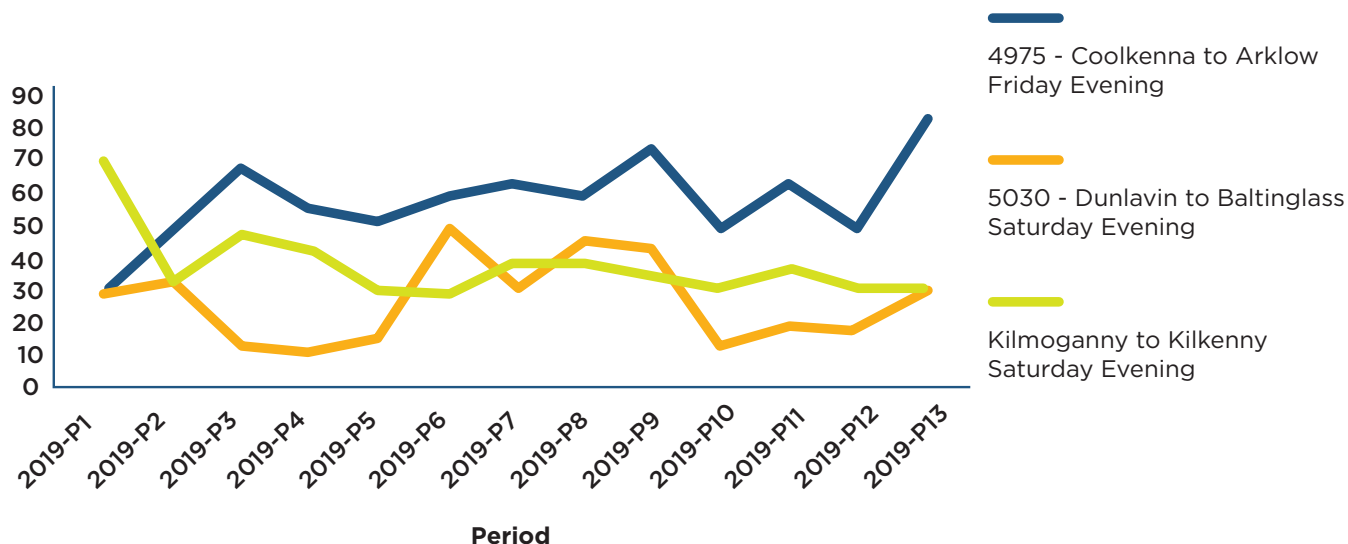


Route	Transport Coordination Unit	Total Evening Patronage	Average Weekly Evening Patronage
Mountrath/Castletown/Ballyfin ES	Laois Offaly	3,497	67
Woodford to Portumna Evening	Galway	3,417	66
Emo and Surrounds ES	Laois Offaly	1,953	38
Kinnitty and Surrounds ES	Laois Offaly	1,898	37
Rockchapel - Taur - Newmaket - Meelin	Cork	1,758	34
Kilmeena via Westport, Islandeady to Castlebar (Evening Service)	Mayo	1,710	33
Gorey Rural Connect Night S	Wexford	1,620	31
Nadd - Kilcorney - Rathcoole - Dromagh - Banteer	Cork	1,398	27
Buffers Alley Rural Connect Night S	Wexford	1,340	26

Thursday Evening Campile to Fethard on Sea	Wexford	1,229	24
Enniscorthy to Bunclody - Ballon Night S	Wexford	1,222	24
Courtown Rural Night S	Wexford	1,138	22
Headford to Galway Evening Service	Galway	1,080	21
4780 The Ballagh to Gorey Sunday Night	Wexford	1,014	20
E3 Asdee Area & Ballylongford Area	Kerry	975	19
E2 Ballinskelligs Area - Waterville	Kerry	938	18
Carrig on Bannow Rural Connect Night S	Wexford	866	17
4975 - Coolkenna to Arklow Friday Evening	Carlow Kilkenny Wicklow	757	15
CM403W (R403) - Redhills to Cootehill	Cavan Monaghan	739	14
Clongeen to Carrig on Bannow Night S	Wexford	734	14
Ballyduff Community Evening	Waterford	649	12
E5 Currow Area - Currow - Castleisland - Currow - Currow Area	Kerry	540	10
Cecilstown - Castlemagner - Kilbrin - Freemount - Lismire	Cork	519	10
Rural Commute to Wexford Night S	Wexford	507	10
Kilmoganny to Kilkenny Saturday Evening	Carlow Kilkenny Wicklow	498	10
Killala via Ballina to Knockmore Evening Service	Mayo	445	9
Killala and Surrounds Evening Service	Mayo	412	8
E7 Bonane - Kenmare	Kerry	399	8
5030 - Dunlavin to Baltinglass Saturday Evening	Carlow Kilkenny Wicklow	353	7
1467 Ballyboughal Area to Swords Commuter	Louth Meath Fingal	337	12
Glash Bridge - Boherbue - Cullen - Rathcoole - Dromagh	Cork	140	9
ST06 Clonmel Monday to Saturday 2014	Tipperary	131	3
All Evening DRT Routes		34,213	658

Carlow Kilkenny Wicklow

Carlow Kilkenny Wicklow - Evening Patronage by Period



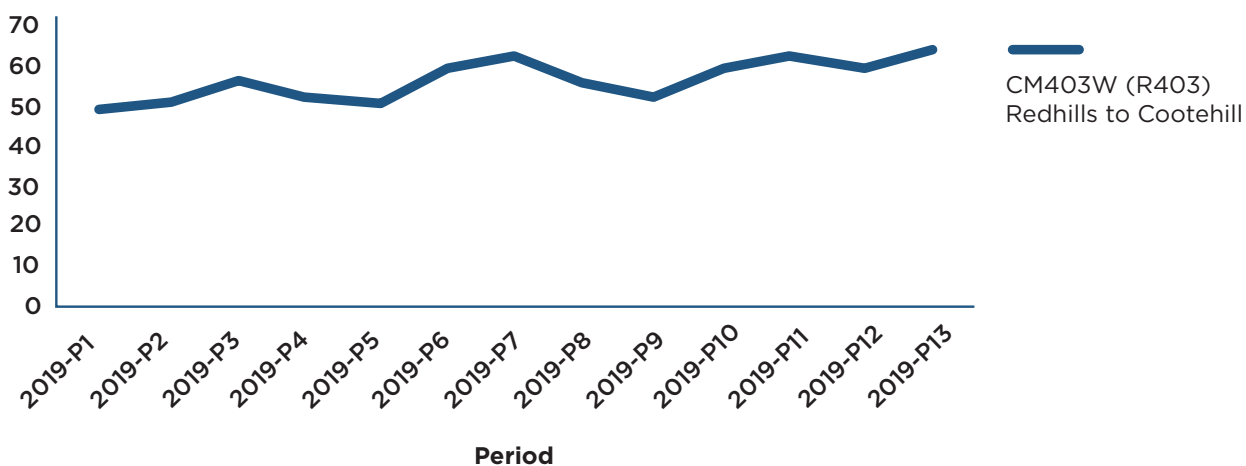
4975 - Coolkenna to Arklow - Friday Evening - average of 15 passengers per week.

5030 - Dunlavin to Baltinglass - Saturday Evening - average of 7 passengers per week.

Kilmoganny to Kilkenny Saturday Evening - average of 10 passengers per week.

Cavan Monaghan

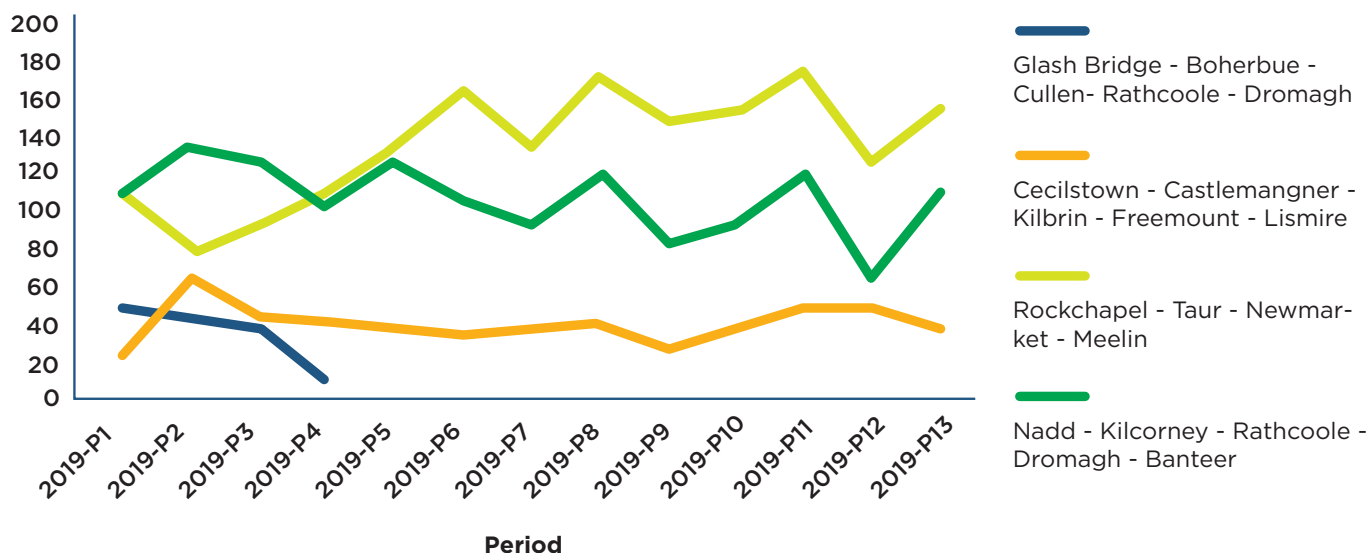
Cavan Monaghan - Evening Patronage by Period



CM403W (R403) - Redhills to Cootehill - average of 14 passengers per week.

Cork

Cork - Evening Patronage by Period



Glash Bridge-Boherbue-Cullen-Rathcoole-Dromagh - average of 9 passengers per week.

Cecilstown-Castlemagner-Kilbrin-Freemount-Lismire - average of 10 passengers per week.

Rockchapel-Taur-Newmarket-Meelin - average of 34 passengers per week.

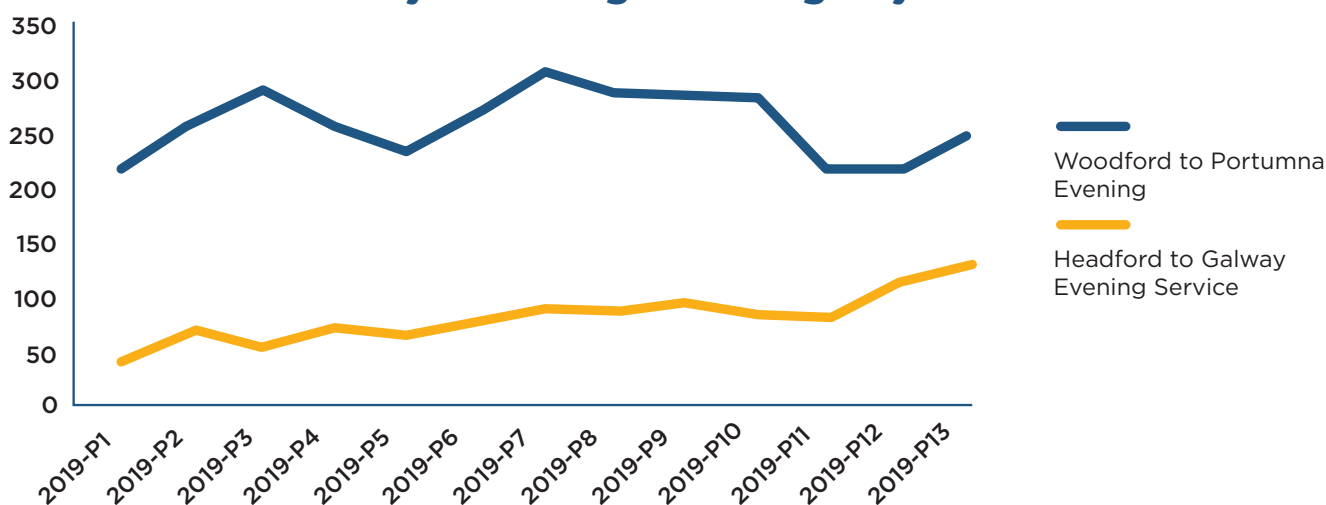
Nadd-Kilcorney-Rathcoole-Dromagh-Banteer - average of 27 passengers per week.

Donegal Sligo Leitrim

No demand responsive evening services are provided in Donegal Sligo Leitrim.

Galway

Galway - Evening Patronage by Period

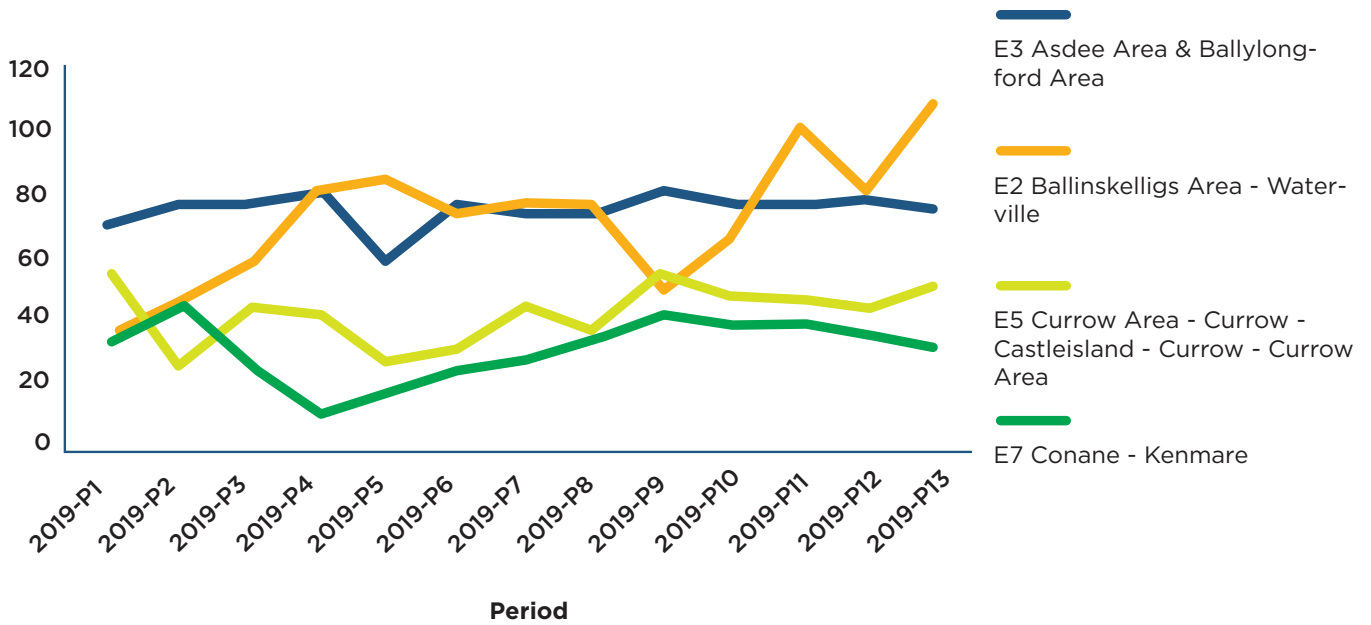


Woodford to Portumna Evening - average of 66 passengers per week.

Headford to Galway Evening Service - average of 21 passengers per week.

Kerry

Kerry - Evening Patronage by Period



E3 Asdee Area & Ballylongford Area – average of 19 passengers per week.

E2 Ballinskelligs Area - Waterville – average of 18 passengers per week.

E5 Currow Area - Currow - Castleisland - Currow - Currow Area – average of 10 passengers per week.

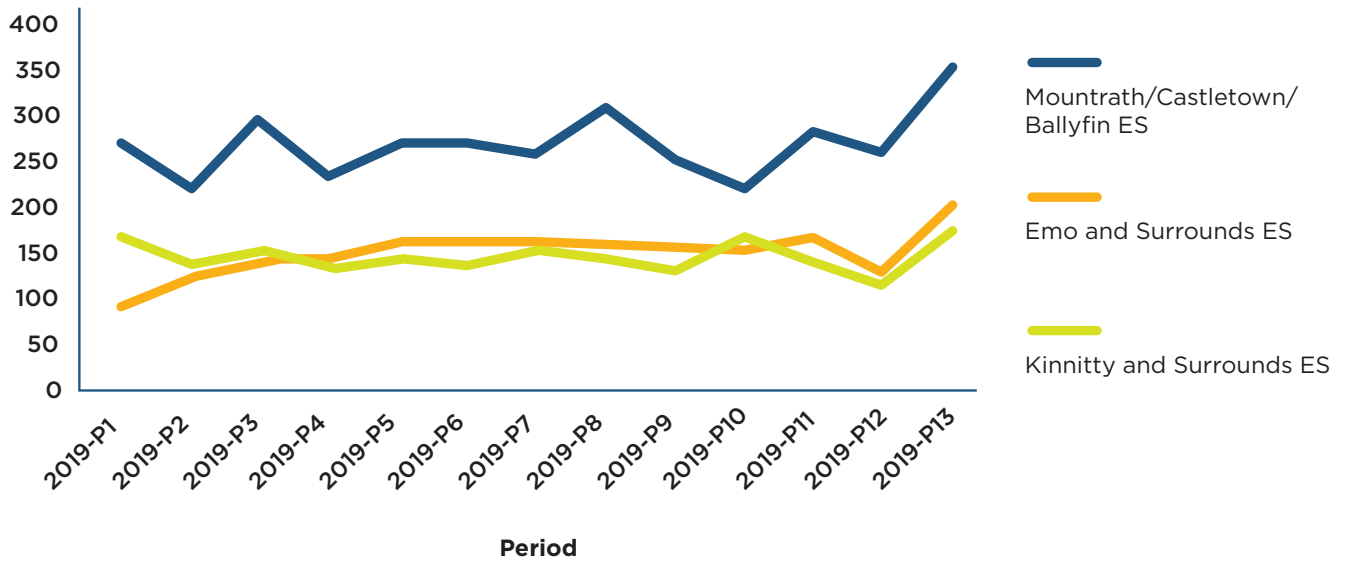
E7 Bonane - Kenmare – average of 8 passengers per week.

Kildare South Dublin

No demand responsive evening services are provided in Kildare South Dublin.

Laois Offaly

Laois Offaly - Evening Patronage by Period



Mountrath/Castletown/Ballyfin ES - average of 67 passengers per week.

Emo and Surrounds ES - average of 38 passengers per week.

Kinnitty and Surrounds ES - average of 37 passengers per week

Limerick Clare

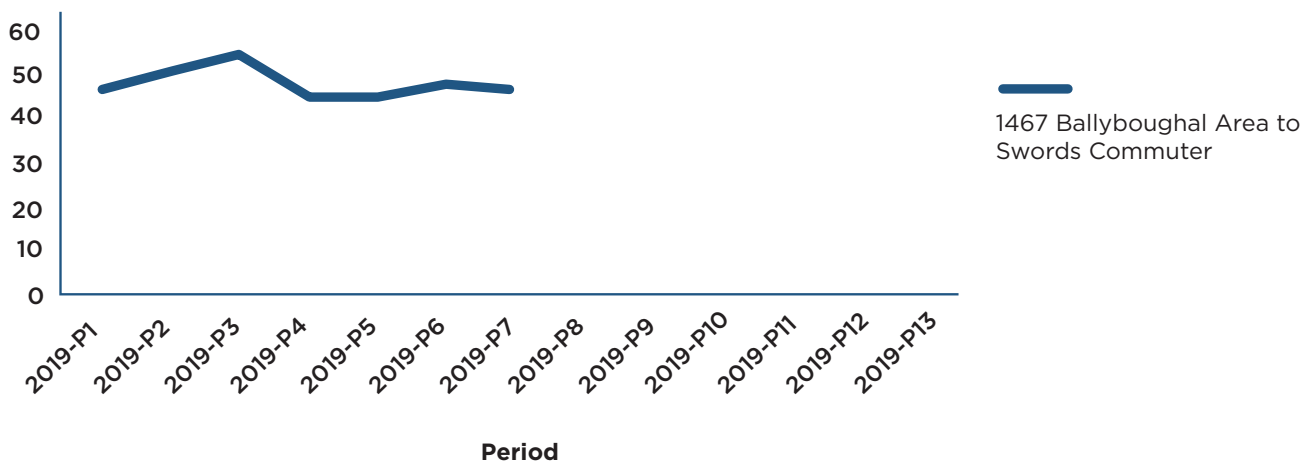
No demand responsive evening services are provided in Limerick Clare.

Longford Westmeath Roscommon

No demand responsive evening services are provided in Longford Westmeath Roscommon.

Louth Meath Fingal

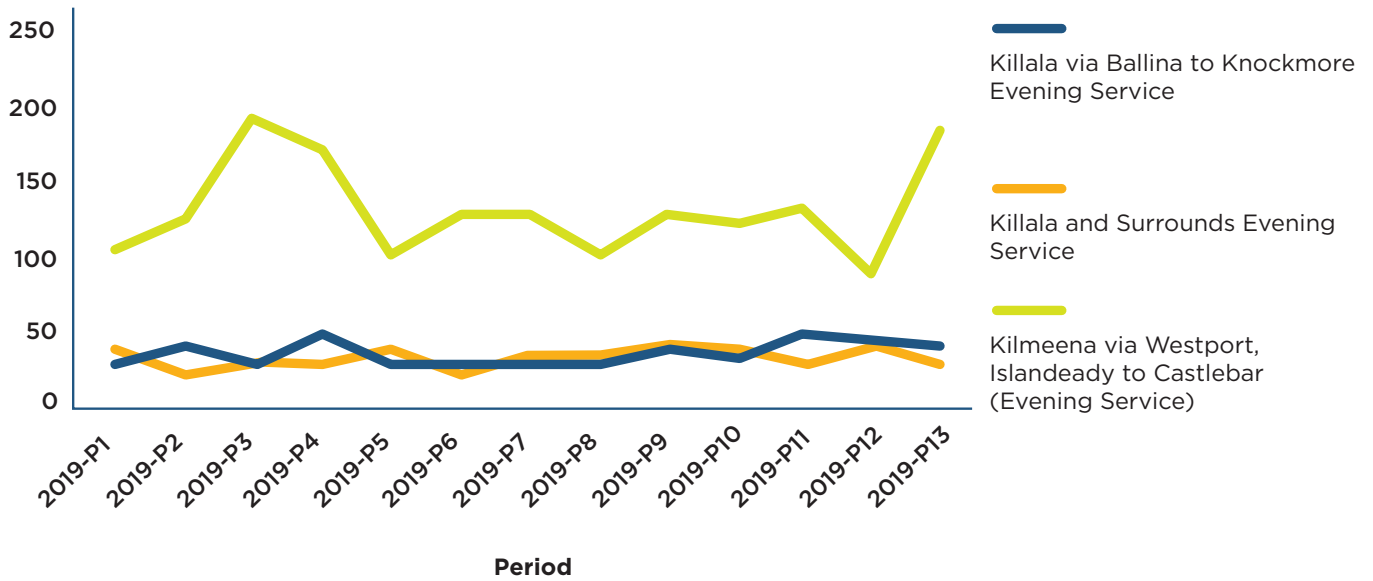
Louth Meath Fingal - Evening Patronage by Period



1467 Ballyboughal Area to Swords Commuter - average of 12 passengers per week.

Mayo

Mayo - Evening Patronage by Period



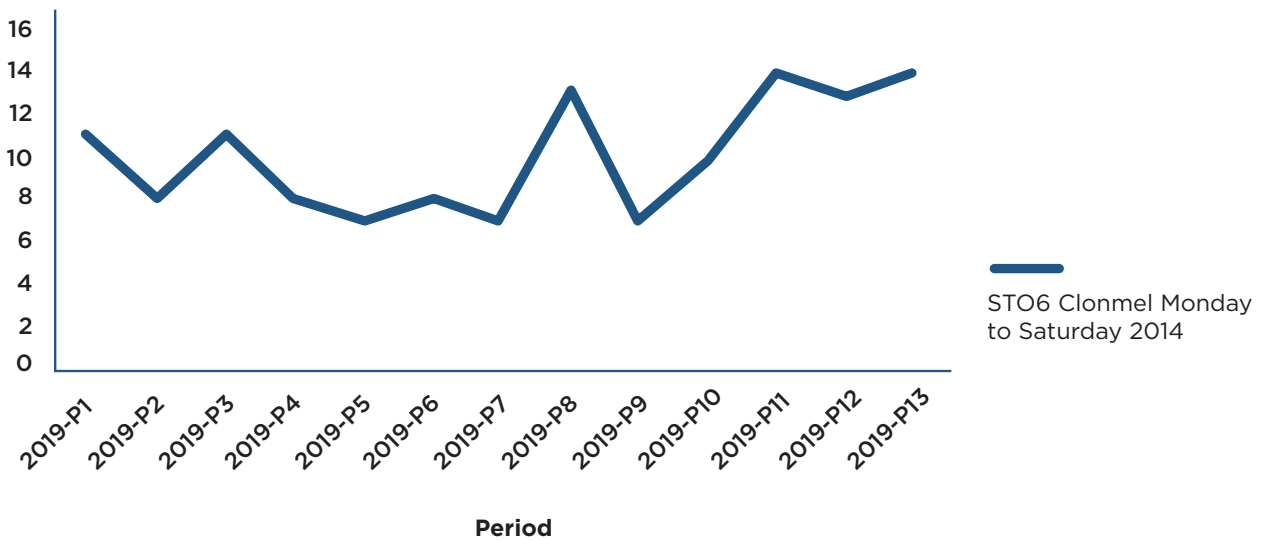
Killala via Ballina to Knockmore Evening Service - average of 9 passengers per week.

Killala and Surrounds Evening Service - average of 8 passengers per week.

Kilmeena via Westport, Islandeady to Castlebar - average of 33 passengers per week.

Tipperary

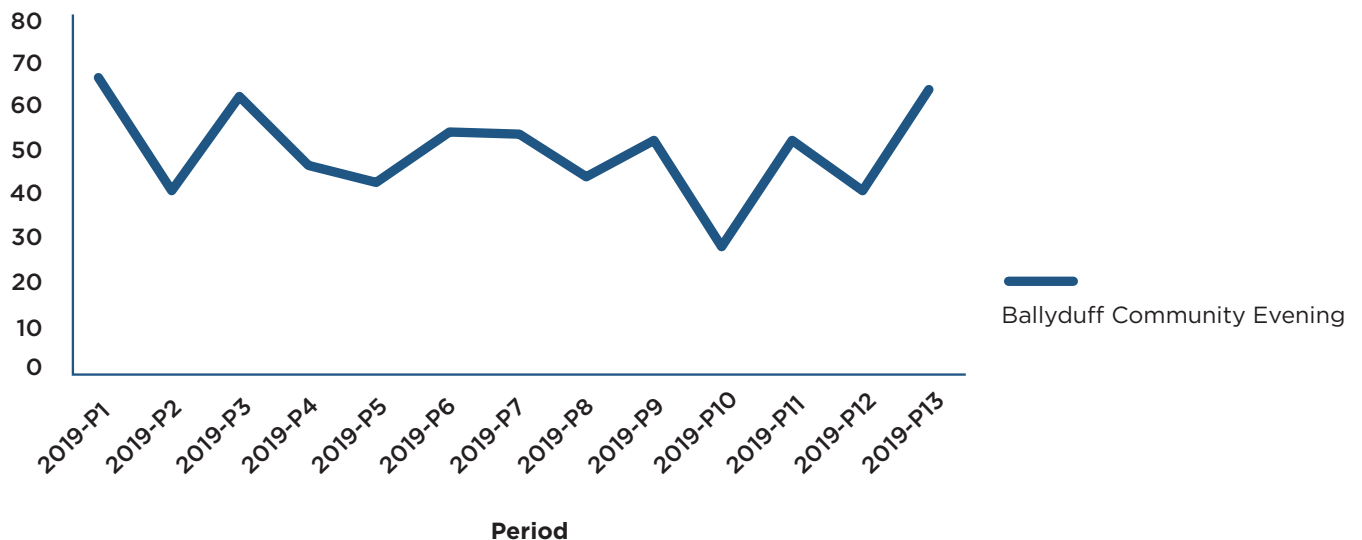
Tipperary - Evening Patronage by Period



ST06 Clonmel Monday to Saturday 2014 - average of 3 passengers per week.

Waterford

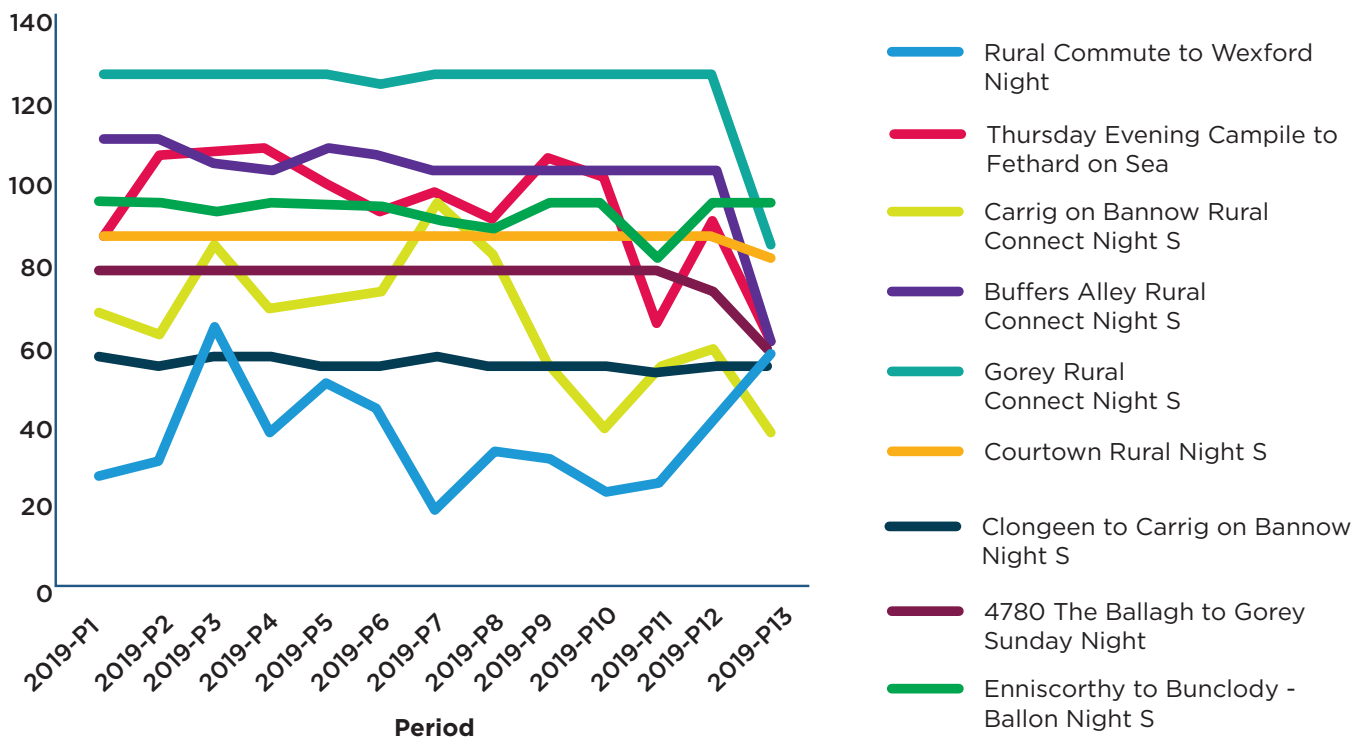
Waterford - Evening Patronage by Period



Ballyduff Community Evening - average of 12 passengers per week.

Wexford

Wexford - Evening Patronage by Period



Rural Commute to Wexford Night S - average of 10 passengers per week

Thursday Evening Campile to Fethard on Sea - average of 24 passengers per week.

Carrig on Bannow Rural Connect Night S - average of 17 passengers per week.

Buffers Alley Rural Connect Night S - average of 26 passengers per week.

Gorey Rural Connect Night S - average of 31 passengers per week.

Courtown Rural Night S - average of 22 passengers per week.

Clongeen to Carrig on Bannow Night S - average of 14 passengers per week.

4780 The Ballagh to Gorey Sunday Night - average of 20 passengers per week

Enniscorthy to Bunclody-Ballon Night S - average of 24 passengers per week.



Údarás Náisiúnta Iompair
National Transport Authority

National Transport Authority
Údaras Náisiúnta Iompair,
Dun Scéine,
Iveagh Court,
Harcourt Lane,
Dublin 2.
D02 WT20

